



OPTIONS:

**R F CHARACTERISTICS**

FREQUENCY RANGE : 0 - 2.5 GHz  
IMPEDANCE : 75 Ohms

FREQUENCY (GHz)	0 - 1	1 - 2.5
V.S.W.R <=	1.20	1.30
INSERT. LOSS <=	0.20 dB	0.30 dB
ISOLATION >=	80 dB	70 dB
AVER. POWER (*)	400 W	240 W

**ELECTRICAL CHARACTERISTICS**

ACTUATOR : FAILSAFE  
NOMINAL CURRENT AT 25° C (±10%) : 340 mA  
ACTUATOR VOLTAGE (Vcc) : 12V (10.2 to 13V)  
TERMINALS : solder pins (250 Deg.C max./30 sec)

**MECHANICAL CHARACTERISTICS**

CONNECTORS : 1,6/5.6 female per IEC 169-13  
LIFE : 2.500.000 cycles  
SWITCHING TIME (nominal voltage;25° C) : < 15 ms  
CONSTRUCTION : splashproof  
WEIGHT : < 85 g

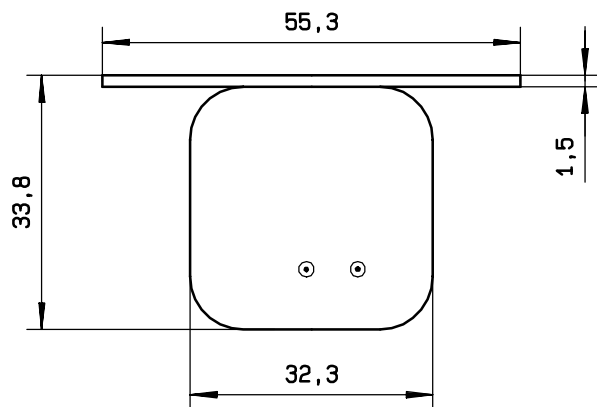
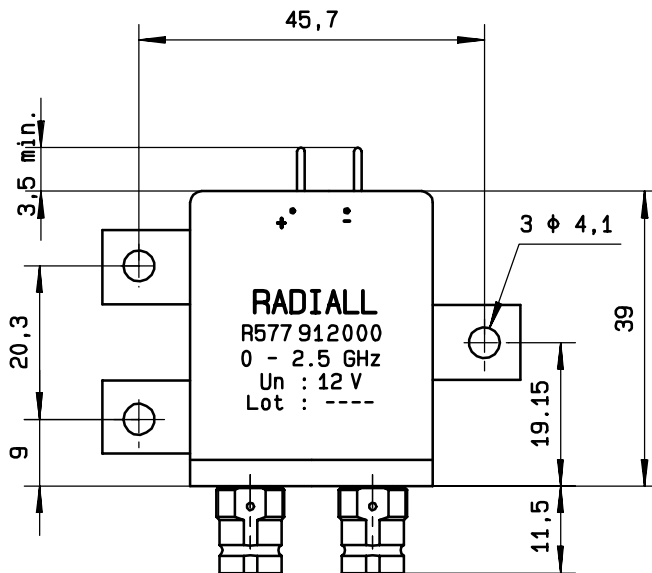
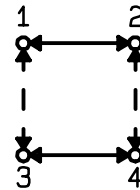
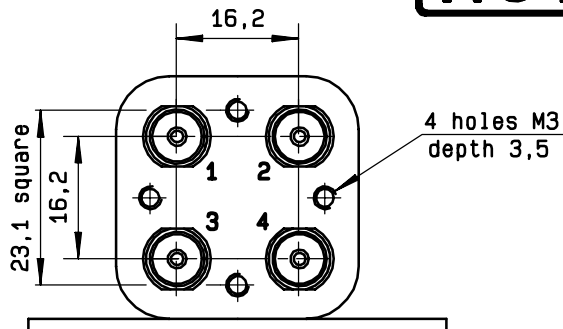
**ENVIRONMENTAL CHARACTERISTICS**

OPERATING TEMPERATURE RANGE (°C) : -25 , +70  
STORAGE TEMPERATURE RANGE (°C) : -40 , +85

(\* : average power at 25° C)

4112-9212 This information is given as an indication. In the continual goal to improve our products, we reserve the right to make any modifications judged necessary

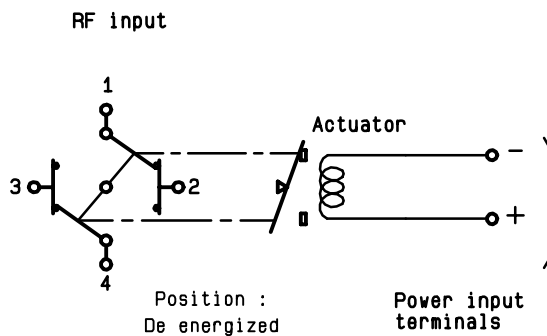
**DRAWING**



General tolerance:  $\pm 0,5$  mm

**SCHEMATIC DIAGRAM**

Voltage	RF continuity
energized	1 ↔ 3    2 ↔ 4
De-energized	1 ↔ 2    3 ↔ 4



4113-9212 This information is given as an indication. In the continual goal to improve our products, we reserve the right to make any modifications judged necessary